


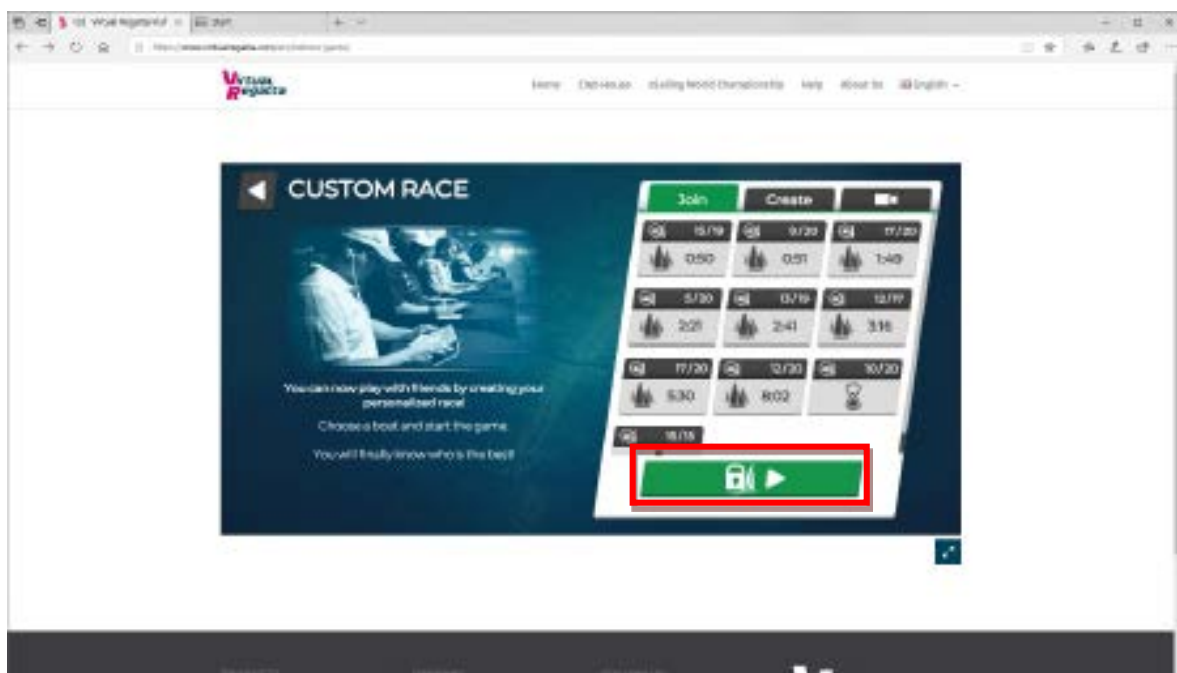
HOW TO TAKE PART IN Hansa RACING?

Join a Race

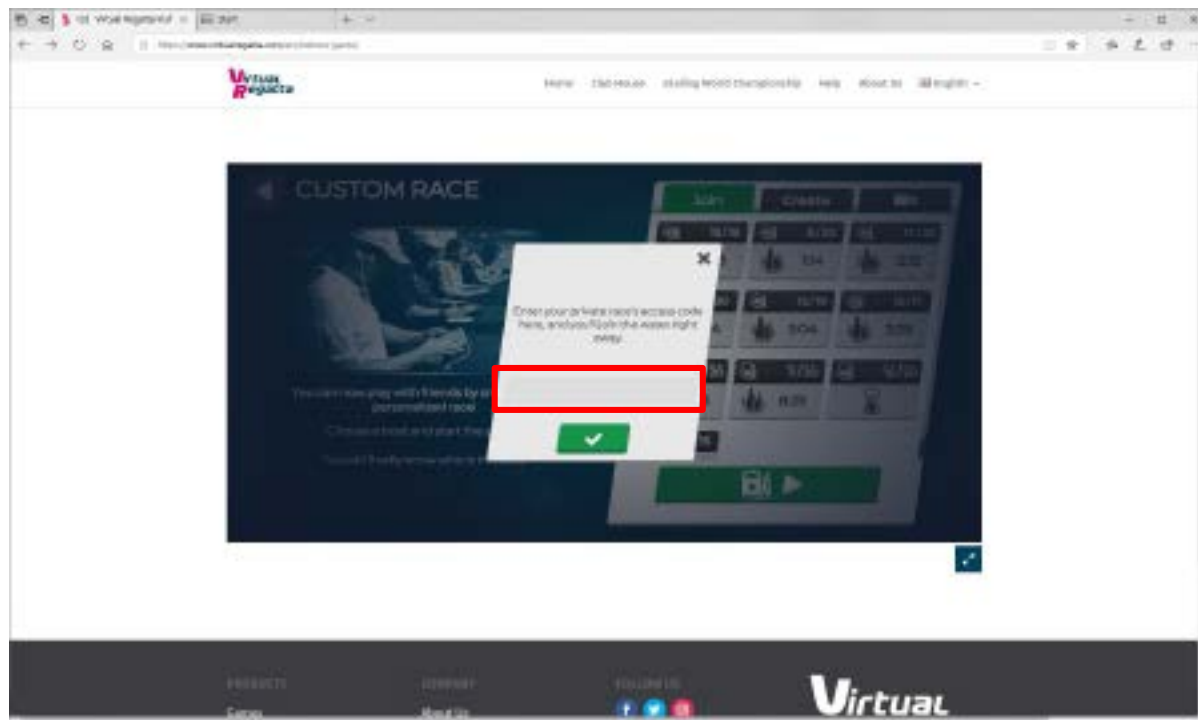
Once you have logged in and completed the Sailing School, this should be the page you get to where you can then join a race. Click on Custom Race (highlighted in red)



If a dialogue box appears encouraging you to pay more (possibly in French!), click anywhere else in the Custom Race screen apart from in that box and it should disappear. Then click on the button (highlighted in red)



Enter the code we send you in the box (highlighted in red) and click on the green tick. This will not be active until the administrator activates the race just a few minutes before that race is due to start. Do not enter races that you are not supposed to be in.



Hints and Tips

From my limited experience, the following keyboard strokes are used to control the boat on the PC version. Alternatively, you can tap on an onscreen box with a mouse. I assume these commands are replicated by tapping on the screen on a phone or tablet.

The **Star Keelboat**:

Turn Left: - Left arrow key

Turn Right: - Right arrow key

Tack or Gybe: – T key

Let sails flap: – Hold space bar for the length of time you wish to flap sails

The **J70** uses the above commands but also:

Hoist or Drop Spinnaker: – Tab key (usually a 3 second delay)